

















Village of Bellaire Dashboard

Fiscal Stability			
	Fiscal Year 09/10	Fiscal Year 10/11	Progress
Annual general fund expenditures per capita.	\$452.92	\$432.02	
Fund balance as percentage of annual General Fund expenditures.	116.8%	136.4%	
Unfunded Other Post-Employment Benefits liability as a percentage of annual General Fund revenue. <i>(No retiree from the Village of Bellaire collects any benefits from any Village fund.)</i>	0%	0%	Not applicable.
Debt burden per capita.	\$1,366.44	\$1,205.75	
Ratio of employees to retirees. <i>(No Village retiree collects any benefit from the Village.)</i>	10 to 0	10 to 0	Not applicable.

Economic Strength			
	2010	2011	Progress
Average age of critical infrastructure (in years).	31	32	
Downtown business vacancies	8	3	
Craven Park summer campsite rentals	332	482	
Inquiries at the Bellaire Chamber of Commerce (January through mid-September)	9374	9681	

Public Safety			
	2009	2010	Progress
Violent crimes per thousand residents.	18	3	
Property crimes per thousand residents.	24	17	
Traffic injuries or fatalities.	0	0	

Quality of Life			
	Fiscal Year 09/10	Fiscal Year 10/11	Progress
Miles of sidewalks and non-motorized trails per mile of local roads.	0.79	0.79	
Percent of General Fund budget committed to arts, culture, and recreation.	17.4%	19.2%	
Acres of park per thousand residents.	0.11	0.11	

 Performance improving
  Performance declining
  Performance about the same